

Origin of the rotation rates of single white dwarfs

H.C. Spruit

Max-Planck-Institut für Astrophysik, Postfach 1523, D-85740 Garching bei München, Germany (henk@mpa-garching.mpg.de)

Received 15 October 1997 / Accepted 2 February 1998

Abstract. I argue that the rotation of white dwarfs is not a remnant of the angular momentum of their main sequence progenitors but a result of the mass loss process on the AGB. Weak magnetic fields, if present in stellar interiors, are likely to maintain approximately uniform rotation in stars, both on the main sequence and on the giant branches. The nearly uniform rotation of the core of the Sun is evidence for the existence of such fields. Exactly axisymmetric mass loss on the AGB from uniformly rotating stars would lead to white dwarfs with very long rotation periods (> 10 yr). Small random non-axisymmetries ($\sim 10^{-3}$) in the mass loss process, on the other hand, add sufficient angular momentum to explain the observed rotation periods around one day. The process is illustrated with a computation of the probability distribution of the rotation periods under the combined influence of random forcing by weak nonaxisymmetries and angular momentum loss in the AGB superwind. Such asymmetries can in principle be observed by proper motion studies of the clumps in interferometric images of SiO maser emission.

Key words: stars: rotation – magnetic fields – white dwarfs – stars: evolution – stars: mass loss

1. Introduction

White dwarfs are observed to rotate with typical periods of a day. The main sequence progenitors of these stars are also rotating, and it is generally assumed that the rotation of white dwarfs is a remnant of this main sequence rotation. Arguments involving conservation of angular momentum can be used to make this plausible (e.g. Perinotto 1990, Pijpers 1993). A problem with this picture is, however, that progenitors of WD have gone through a giant stage in which at least the envelope rotated very slowly. Thus, it is necessary to assume that the cores of giants remain decoupled rotationally from their envelopes during the entire evolution from main sequence turnoff till the formation of the WD. Since little is known with certainty about the processes that might redistribute angular momentum inside stars, this assumption can not be easily rejected.

There are, however, observational and theoretical reasons to doubt this picture. A strong observational argument is the in-

ternal rotation of the Sun. The most recent helioseismological measurements (Elsworth et al. 1995, Kosovichev et al. 1997, Corbard et al. 1997) show that the rotation below the convection zone is essentially uniform, with measured degrees of differential rotation well below the 30% seen at the surface. The known hydrodynamic angular momentum transport processes, even with rather optimistic estimates of their efficiency, leave the Sun with a much too rapidly rotating interior (Spruit et al. 1983). A new hydrodynamic mechanism recently studied in some detail is friction by internal gravity waves excited by the convection zone (Press 1981, Spruit 1987, Zahn 1990, Schatzman 1993). Realistic calculations of this process appear to be difficult, but estimates indicate that it can be more effective than the other hydrodynamic processes (Zahn et al. 1997).

Magnetic fields, on the other hand, have long been known to be very efficient at transporting angular momentum. The torques exerted by magnetic fields become significant already at very low field strengths. For the Sun, for example, a field of less than 10G can provide sufficient torque to maintain the observed uniformity of rotation. A number of mechanisms can provide such weak fields, for example a fossil field (remnant of the star formation process) or a dynamo-like process operating on (a small remnant of) the differential rotation of the core.

In this paper, I develop the consequences of assuming that the cores of giants do, in fact, corotate approximately with their envelopes. After discussing the observational evidence on WD rotation rates I develop theoretical arguments for the existence of effective coupling between the core and the envelope. This predicts very slowly rotating cores in the giant progenitor of a single WD. The rotation of single white dwarfs must then be explained by other processes.

The same applies to neutron stars born in red giants. The observed pulsar rotation periods of the order of a second are much shorter (by a factor 10^3 or so) than expected if they formed in approximately uniformly rotating giants, and with our assumption of strong coupling of the core another mechanism also has to be found to explain the rotation of pulsars. The processes differ somewhat for white dwarfs and neutron stars. The arguments for the neutron star case are developed in a companion paper (Spruit & Phinney, 1998). There, we show that the kicks with which neutron stars are born (as inferred from their transverse

velocities) also impart angular momentum at amounts sufficient to explain the rotation of most pulsars.

To explain the typical rotation rates periods of single white dwarfs (of which only about 30 have measured rotation rates), I show in Sect. 5 that small asymmetries in the mass loss processes during the last phases of evolution on the AGB are sufficient to explain the observed rotation rates. These asymmetries act as a random forcing through which angular momentum accumulates in the envelope. A balance results between this random forcing and the loss of angular momentum by the wind. The evolution of the angular momentum as the mass loss proceeds turns out to be mathematically the same as that of the velocity of a particle experiencing Brownian motion in a gas, and can be described by a Fokker-Planck equation. Solutions of this equation (Sect. 5.1) show that probability distribution of the angular momentum is close to a Maxwellian. The mean angular momentum decreases as the square root of the envelope mass remaining. Current observational evidence relating to the asymmetries needed in this picture is discussed in Sect. 6.

1.1. Rotation speeds of AGB cores

Starting with a rapidly rotating main sequence star, and assuming uniform rotation during the expansion to the giant stage, we can estimate the rotation periods to be expected for white dwarfs evolving from single stars. An early type main sequence (MS) star, rotating near its maximum speed (of the order 400 km/s), and expanding without angular momentum loss onto the asymptotic giant branch (AGB), has a rotation period $P_G = 2\pi/(GM/R_G^3)^{1/2}(R_G/R_{MS})^{1/2} \sim 10\text{yr}$ for $R_G \sim 1\text{AU}$ (except for a modest difference in gyration radius neglected here). Most early type MS stars rotate significantly slower, so that periods of the order 30-100 yr would be expected for the AGB descendants of earlytype stars. Some of the observed white dwarfs must have descended from solar type stars (F-G), which have periods of the order 30d at the end of their main sequence life. The AGB progenitors of these WD would rotate 100 times slower, with periods of the order of a thousand years.

If the small amount of envelope mass is ignored which settles back onto the core during post-AGB evolution (more about this in Sect. 4.1), these rotation periods would also be inherited by the WDs formed. While there are a few magnetic white dwarfs with inferred rotation periods of at least a century, most WDs for which periods are known rotate much faster. We evidently need another mechanism to explain the rotation of typical single WDs. Before entering the discussion of possible mechanisms, I briefly review the observational evidence on WD rotation.

2. White dwarf rotation periods

Three methods exist for measuring the rotation rates of white dwarfs. The largest number of determinations comes from spectral and/or polarization variations in magnetic WDs. Fig. 1 shows these rotation periods, as compiled by Schmidt & Norstworthy (1991, see also Schmidt & Smith, 1995). Added to

Table 1. Asteroseismologically determined WD rotation periods

object	P	ref
PG 1159–035	1.38d	Winget et al. 1991
PG 2131+066	5.07hr	Kawaler et al. 1995
PG 0122+200	1.61d	O'Brien et al. 1996
GD 358	1.38d	Winget et al. 1994
GD 165	4.2d	Bergeron et al. 1993
GD 154	2.3d	Pfeiffer et al. 1995
G226–29	8.9h	Kepler et al. 1995

this compilation was G 158-45 (Putney, 1996) with a period of 4.44 hr. A second group of determinations comes from ZZ Ceti and other oscillating stars. In a number of these, sufficiently detailed observations exist to identify the oscillation modes, allowing determination the period splittings due to rotation. The rotation periods for 7 oscillating white dwarfs collected from the literature (Table 1) are also shown in Fig. 1. The spike in the figure at $3 \cdot 10^4\text{d}$ represents the (magnetic) stars whose periods are inferred to be longer than a century, on the basis of the absence of variations in the polarization on time scales of decades. These stars were put at their approximate lower limits of 100 yrs.

The widths of the narrow NLTE line cores have been used to set limits on rotation velocities of stars for which the magnetic and seismological methods can not be used (Wesemael et al. 1980, Koester & Herrero 1988, Koester et al., 1998, in prep.). The detection limit, apparently around 20 km/s, is not sensitive enough to determine the rotation of stars in the $\sim 1\text{d}$ main peak in Fig. 1, but may be useful in setting limits on the number of rapidly rotating ($P < 1\text{hr}$) stars. Reid (1996, his Sect. 3.1) and Heber et al. (1997) infer upper limits from 8 to 40 km/s from Keck spectra of some 25 single white dwarfs.

The distribution of periods in the main hump around 1d looks the same for the magnetic and the oscillating stars, given the limited statistics. Very long periods are absent from the sample of seismologically determined periods, but this may be due to observational limitations. No stars have had their oscillations followed long enough to detect period splittings of a decade. One concludes that with the (limited) data available, there does not seem to be a significant difference in the distribution of rotation rates of magnetic ($B \gtrsim 10^5\text{G}$) and nonmagnetic ($B \lesssim 10^4\text{G}$) stars. There may, however, be other differences between the magnetic and nonmagnetic WD, apart from the field strength. Sion et al. (1988) and Liebert (1995) for example, argue that the magnetic stars are more massive than the nonmagnetic ones, and derive from more massive progenitors.

3. Angular momentum transport processes

3.1. internal gravity waves

The kinetic energy of convective motions in the envelope appears as a source of pressure fluctuations at the boundary between the envelope and the core. These fluctuations propagate as internal gravity waves through the core. The waves carry angular momentum and their dissipation therefore transmits torques.

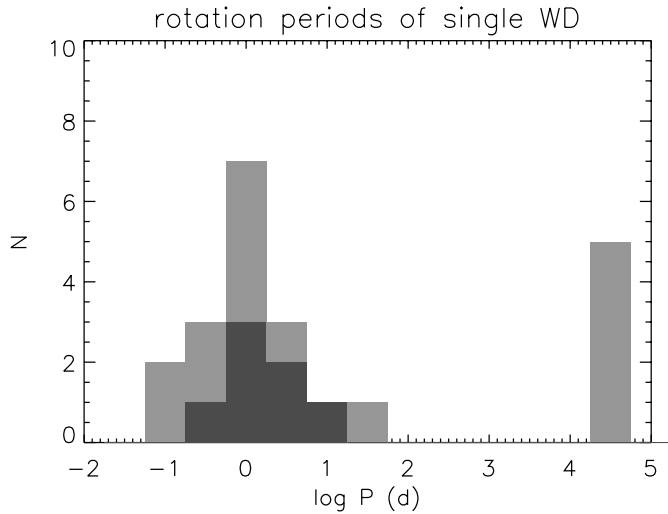


Fig. 1. Rotation periods of isolated white dwarfs. Dark: oscillating WD (asteroseismological periods), light: magnetic WD. From Schmidt & Norsworthy 1991, Putney 1996, and refs in Table 1. The peak at the right represents the lower limits for the 5 stars whose rotation period is larger than about a century.

Assume that prograde and retrograde waves are excited with the same amplitude. This is a good approximation if the rotation is slow, such that the effect of Coriolis forces on the wave generation process is small. As the waves propagate into the core, they conserve their angular momentum (or wave action) until dissipation becomes important. If the dissipation of prograde and retrograde waves is the same, no net angular momentum transport takes place. Prograde (retrograde) waves propagating into a medium of increasing (decreasing) rotation speed, however, meet critical layers (where the rotation rate equals the horizontal component of the phase speed), and are much more effectively absorbed there (see the discussions in Goldreich & Nicholson 1989, Zahn et al. 1997). Due to this asymmetry, there is a net angular momentum transport which tends to reduce the differential rotation. In effect, the internal gravity wave field is a source of friction. Zahn et al. find that for the Sun, the time scale for synchronization between core and envelope due to this friction is of the order 10^7 yr. Since this is of the order of evolution time scale to the giant branch, the process could be significant in maintaining synchronization during core contraction. Detailed evolution calculations including this process by Talon & Zahn (1998), however, still yield too large internal rotation rates for the present Sun.

3.2. magnetic torques

Magnetic torques are transmitted by the stress component $B_r B_\phi / (4\pi)$. Approximating this as constant over a spherical surface, the angular momentum balance is

$$I\dot{\Omega} = \frac{2}{3} B_r B_\phi r^3. \quad (1)$$

The synchronization time scale between a core of radius $r = 10^{10} R_{10} \text{cm}$, mass $M = m M_\odot$ and moment of inertia $I = k^2 M R^2$ rotating at a rate $\Omega = 10^{-6} \Omega_{-6} \text{s}^{-1}$ is then

$$\tau = \frac{3}{2} \frac{k^2 M \Omega}{B_r B_\phi R} = 3 \cdot 10^8 (B_r B_\phi)^{-1} m r_{10}^{-1} \Omega_{-6} \text{ yr}, \quad (2)$$

where k is the gyration radius. At the Sun's current rotation rate $\Omega_{-6} = 3$, the synchronization time scale is less than the age of the Sun if $(B_r B_\phi)^{1/2} > 3\text{G}$. If on its way to the giant branch the core of the Sun were to contract to a radius of 10^9cm while conserving angular momentum, it would rotate at rate $\Omega_{-6} \sim 300$. To maintain corotation on the 10^7 yr contraction time scale, a field strength $(B_r B_\phi)^{1/2} = 300\text{G}$ is sufficient, at this rotation rate.

If the azimuthal and radial field components are of similar magnitude, (1) can be written in terms of the magnetic energy $E_B = B^2 / (8\pi) (4\pi/3) r^3$, and rotational energy $E_\Omega = \frac{1}{2} I \Omega^2$ as

$$E_B = \frac{1}{2} E_\Omega \frac{1}{\tau \Omega}. \quad (3)$$

If the B_r and B_ϕ are not comparable, (3) is only the minimum magnetic energy required. Nevertheless, since $\tau \Omega$ is typically such a large number, (3) shows that corotation can be maintained by a magnetic energy which is *small fraction of the rotational energy* of the star, for spindown on a time scale long compared with the rotation period.

3.3. Winding up of field lines

Are such magnetic field strengths plausible? If the fields of the magnetic A stars are fossil (which unfortunately is still unclear), sufficiently strong fields might also exist in the cores of solar type stars. Even if the initial fields (on the ZAMS) are lower than these values, however, differential rotation will increase the field strength quickly to values that have an effect on rotation. Whether initially present in the star or developing later by core contraction, differential rotation winds up the field lines, increasing the field strength. This problem has been studied in various forms since the '50s. Winding up of an axially symmetric poloidal field into a predominantly azimuthal field by differential rotation produces an opposing torque that is linear in the number of differential turns made, as in a harmonic oscillator. The result is an oscillation of alternate winding up and unwinding at a period given by the Alfvén travel time through the star (Mestel, 1953), where the Alfvén speed is that of the poloidal field (which is unaffected by the winding-up). Since Alfvén waves travel decoupled from each other, each on its own magnetic surface, the oscillation period is different on each magnetic surface. The oscillations on these surfaces therefore get out of phase after a few oscillations, and the length scale across the surfaces decrease as t^{-1} . In a finite time, dissipative processes across the surfaces become important, and the oscillation damps out by phase mixing (Spruit 1987, Charbonneau & MacGregor 1993, Sakurai et al. 1995). The net effect of the process is that the component of differential rotation along the

field lines is damped out, on a finite time scale, and this can happen with an initial field that is much weaker than estimate (3).

3.4. Magnetic shear instability

Another possibility is that a turbulent field is generated by the same magnetically mediated shear instability that has been shown to operate effectively in accretion disks (Hawley et al. 1995, Matsumoto & Tajima 1995, Brandenburg et al. 1995). The conditions for magnetic shear instability to exist in a star have already been studied in detail by Acheson (1978, 1979) though the proper interpretation of this instability (Balbus & Hawley, 1992) was not clear at the time (see, however, Fricke, 1969). In the context of stellar interiors, it has been studied again recently by Kato (1992), Balbus & Hawley (1994) and Urpin (1996). Wherever this instability exists it will lead to very rapid growth (on the differential rotation time scale) of a turbulent magnetic field, which then acts on the differential rotation like an effective viscosity.

Acheson's (1978) analysis of the instability conditions includes (unlike the more recent works) the effects of thermal and magnetic diffusion and of viscosity. The inclusion of thermal diffusion is especially important since it makes the instability appear under much wider conditions. This is seen from Acheson's condition (7.27, a special case of his more general condition), which is equivalent to

$$-2q - \frac{V_A^2}{\Omega^2 r^2} \left(\frac{r}{\gamma H} - 2 \right) F > \frac{\eta}{\kappa} \frac{\gamma N^2}{\Omega^2}, \quad (\text{for instability}), \quad (4)$$

where

$$q = d \ln \Omega / d \ln r, \quad F = d \ln B_\phi / d \ln r, \quad (5)$$

N is the buoyancy frequency, η and κ the magnetic and thermal diffusivities, and H the pressure scale height. This condition holds for low viscosity ($\nu/\eta \ll 1$), for an azimuthal field B_ϕ at the equator of the star. The first term on the left hand side represents the magnetic shear instability, the second term Parker instability (magnetic buoyancy instability). For weak fields, this second term is negligible. The right hand side shows the stabilizing effect of the stratification, which, however, is partially undone by thermal diffusion (for adiabatic perturbations, the factor η/κ would be replaced by unity). Since photons diffuse so much more effectively than the magnetic field, the instability is present much more widely than in an adiabatic treatment. The instability, however, is able to grow only on length scales sufficiently small that thermal diffusion is important. This somewhat limits its effectiveness, and it may be that the effective viscosity it produces is not much larger than the viscosity produced by hydrodynamic shear instabilities (Zahn, 1974) under the same conditions. These questions could, in principle, be readily addressed by an appropriate numerical simulation.

Because magnetic fields are so effective at transmitting torques, already at low field strengths, differential rotation can survive over a large number of rotations only in regions where the radial field component is very small. In order to allow the

core in a giant to rotate substantially faster than its envelope, one must find a reason why it could have been so accurately 'shielded' magnetically, over the entire life of the star on the giant branch.

While the arguments given here do not constitute a proof, I feel they are sufficiently strong that approximately uniform rotation (modulo a factor of a few) is a reasonable hypothesis, compared with the traditional assumption in which the core of a giant rotates 10^4 – 10^5 times faster than its envelope.

4. Mass and angular momentum loss on the AGB

A large fraction of the star's mass is lost in the last phases of evolution on the AGB (e.g. Habing, 1990). Most is ejected in the form of a superwind ($\sim 10^{-4} M_\odot \text{yr}^{-1}$) lasting on the order of 10^4 yr (e.g. Vassiliadis & Wood, 1993). It is believed to be driven by pulsational instability and radiation pressure on dust (Fleischer et al. 1992, Sedlmayr & Carsten 1995, Höfner & Dorfi, 1997), or possibly by sound waves (e.g. Pijpers & Hearn, 1989). The mass loss is probably not steady because the stellar pulsation is an important part of the driving. Also, dust formation in the expanding flow is an unstable process (Höfner & Dorfi, 1997). Thus the envelope is probably ejected in the form of a (large) number of light shells. The mass loss is also believed to be modulated on longer time scales by the thermal pulses of the AGB star.

A small fraction of the star's envelope (on the order $10^{-4} M_\odot$) settles back onto the core after the superwind ceases. Most of the angular momentum is lost together with the mass of the envelope, but because of the large size of the envelope, even the small amount of mass remaining might conceivably contain enough angular momentum to form a significantly rotating white dwarf. Thus we need to look in some detail at the angular momentum balance of the mass losing AGB envelope. First, I show that if the superwind is axially symmetric and has the specific angular momentum of the stellar photosphere from which it is ejected, the angular momentum remaining after envelope ejection is *far* too small to produce a significantly rotating white dwarf.

4.1. Axially symmetric mass loss

If the mass is ejected from the stellar photosphere in axisymmetric fashion, taking with it the angular momentum it had in the photosphere, the net angular momentum loss by the wind is

$$\dot{J} = \frac{2}{3} \dot{M} R_*^2 \Omega_*, \quad (6)$$

where \dot{M} is the mass loss rate, R_* , Ω_* the photospheric radius and rotation rate of the envelope. The factor $2/3$ is due to the variation of specific angular momentum over the surface. Since the envelope is convective, it is a good approximation to assume that it rotates uniformly. Because of the very large radius of the envelope, the core contributes very little to the star's moment of inertia, even if the envelope mass is quite small. By angular

momentum conservation the star's angular momentum J_* varies as

$$\dot{J}_* = \frac{2}{3} \dot{M}_* R_*^2 \Omega_*, \quad (7)$$

where M_* is the star's mass. With uniform rotation, $J_* = k^2 M_* \Omega R_*^2$, where k is the radius of gyration, hence

$$\dot{J}_* = \frac{2 \dot{M}_*}{3 k^2 M_*} J_*. \quad (8)$$

In stars, $k^2 < 0.4$, so that the angular momentum of the star decreases more rapidly than its mass. This is because the specific angular momentum of the mass leaving the star is higher than the average specific angular momentum of the star (by a factor $2/3k^2$). Since the envelope mass varies strongly, the gyration radius can not be taken as constant. The total moment of inertia of the star can be written as the sum of core and envelope contributions:

$$I_* = k^2 M_* R_*^2 = \int_{\text{core}} \rho \varpi^2 d^3 \mathbf{r} + \int_{\text{envelope}} \dots = I_c + I_e, \quad (9)$$

where ϖ is the distance to rotation axis, and

$$I_c = k_c^2 M_c R_c^2, \quad I_e = k_e^2 M_e R_*^2. \quad (10)$$

If the envelope contains most of the stellar mass, k_e^2 is approximately that of a polytrope of index 1.5, $k_e^2 \approx 0.2$. For the estimates below I assume this value. For a degenerate core of mass ~ 0.6 , k_c^2 is of the order 0.19. The gyration radius of the star as a whole is then

$$k_*^2 = I / (M_* R_*^2) = k_c^2 \frac{M_c}{M_*} \frac{R_c^2}{R_*^2} + k_e^2 \frac{M_e}{M_*}. \quad (11)$$

For $R_* \sim 10^{13}$, $R_c \sim 10^9$, the first term is negligible for envelope masses larger than $\sim 10^{-8} M_\odot$, so that

$$k_*^2 \approx k_e^2 \frac{M_e}{M_*}. \quad (12)$$

With (8) this yields

$$\dot{J}_* / J_* = m \frac{\dot{M}_*}{M_e}, \quad (M_e \gtrsim 10^{-8}), \quad (13)$$

where

$$m = \frac{2}{3 k_e^2} \approx 3.3. \quad (14)$$

Since the core mass is essentially constant during the mass loss, we have $\dot{M} \approx \dot{M}_e$. Eq. (13) can be integrated to yield

$$\frac{J_*}{J_0} = \left(\frac{M_e}{M_{e0}} \right)^m, \quad (15)$$

where J_0 and M_{e0} are the initial angular momentum and envelope mass. The steep dependence on M_e implies that only a small fraction of J_0 is retained. An upper limit on the final

rotation rate is obtained by assuming the AGB star to rotate critically, $\Omega_* = (GM/R_*^3)^{1/2}$. The rotation rate of the post-AGB core then becomes

$$\Omega_f / \Omega_0 = \frac{k_*^2 M_* R_*^2}{k_f^2 M_f R_f^2} \left(\frac{GM_*}{R_*^3} \right)^{1/2} \left(\frac{M_{ef}}{M_{e0}} \right)^{3.3}, \quad (16)$$

where indices f and $*$ denote the post-AGB core and the AGB star, respectively. If at the end of the superwind phase an envelope mass of not more than $10^{-3} M_{e0}$ is left, we get a final rotation period of at least a year.

The effect depends rather critically on the index m in (15). If the wind corotates with the star out to some radius $R > R_*$, for example because of an atmospheric magnetic field, the specific angular momentum in the wind is increased by the factor $f = (R/R_*)^2$, and the index m would become

$$m = \frac{2f}{3k_e^2}. \quad (17)$$

Magnetic fields are known to exist in Mira envelopes from the circular polarization of the SiO masers (Barvainis et al. 1987, Kemball & Diamond 1997). The values of the field derived are uncertain since they depend on the degree of saturation of the masers (Nedoluha & Watson 1994). A strength of a few tenths of a Gauss, however, would already cause significant additional angular momentum loss by the wind.

The conclusion is that even a maximally rotating AGB star, with its huge amount of angular momentum, will produce only a nearly non-rotating white dwarf if mass loss is axisymmetric. This results from the fact that almost all the envelope is lost, combined with the higher than average specific angular momentum taken away by the mass lost. Physically, as mass is lost from the photosphere, the envelope expands, causing spindown by angular momentum conservation.

Let me summarize the assumptions made in arriving at this, perhaps surprising, conclusion. The first is that core of the AGB star corotates approximately with the envelope when the phase of rapid mass loss sets in. The others are the rather minimal assumptions that the (convective) envelope rotates approximately uniformly, and that the mass lost in the wind carries at least the specific angular momentum of the photosphere of the star.

5. Slightly nonaxisymmetric mass loss

The angular momentum evolution of the star is altered dramatically if even a small amount of non-axisymmetry is allowed in the mass ejection process. If a shell is ejected aspherically, it generally carries a net momentum, and the direction of this momentum vector in general need not pass exactly through the center of mass. It is conceivable, for example, that the dust-formation instability found in spherically symmetric numerical simulations of the ejection process actually is non-axisymmetric, so that the forces exerted are not evenly distributed over the surface. In this way, the ejection process adds a small amount of angular momentum ('kick') to the star.

Suppose now that a large number of shells are ejected, adding small amounts of angular momentum in random directions. Since the simulations indicate that the shells are ejected

with periods δt of the order of the oscillation period of the star (on the order of a year) while the duration of the superwind phase is of the order of 10^4 yr, there are on the order of 10^4 kicks, each associated with an ejected mass δM on the order of $10^{-4} M_\odot$. The maximum amount of angular momentum such a kick can impart is $\delta M R_*^2 v_e$, where v_e is the ejection velocity, observed to be in the range 5–50 km/s. This maximum applies when the mass is ejected tangentially to the surface of the star. This is of course quite unrealistic, and one expects the angular momentum imparted to be only a small fraction of this:

$$\delta J = \epsilon \delta M R_*^2 v_e, \quad (18)$$

where ϵ is a small number. In the following, I estimate how large this number must be to explain the observed rotation periods.

The evolution of the star's angular momentum vector is obtained by adding the forcing by kicks to (13):

$$\dot{\mathbf{J}} = -m \frac{|\dot{M}_e|}{M_e} \mathbf{J} + \mathbf{A}(t), \quad (19)$$

where \mathbf{A} is a random fluctuating vector with time step δt and amplitude δJ . This equation (Langevin's equation) is the same as that governing the Brownian motion of particles in a gas. Following the standard treatment in statistical physics (e.g. Becker, 1978) we can take the continuum limit, in which the time step is infinitesimal, and derive a Fokker-Planck equation for the probability distribution $f(\mathbf{J}, t)$ of obtaining an angular momentum \mathbf{J} after time t . Leaving out this derivation, the result is

$$\partial f / \partial t = \beta \nabla_{\mathbf{J}} \cdot (\mathbf{J} f + D \nabla_{\mathbf{J}} f), \quad (20)$$

where

$$\beta = m \frac{|\dot{M}_e|}{M_e}, \quad (21)$$

is the 'braking rate', $\nabla_{\mathbf{J}}$ is the gradient in \mathbf{J} -space, and D the diffusion coefficient in \mathbf{J} -space

$$D = \frac{1}{3} (\delta J)^2 / \delta t. \quad (22)$$

The main difference with respect to standard Brownian motion is that the coefficients β , D in the present case are functions of time.

If the kicks are random in direction, and the star initially non-rotating, the probability distribution f is isotropic in \mathbf{J} -space, $f = f(J)$. Writing

$$F = J^2 f, \quad (23)$$

Eq. (20) can then be written as

$$\partial_t F = \partial_J [\beta J F + D (\partial_J F - 2F/J)]. \quad (24)$$

If β and D are constant, as they are in the case of Brownian motion, the asymptotic solution F_∞ for large t is that for which the bracket on the RHS vanishes. This yields

$$F_\infty \sim J^2 \exp\left(-\frac{1}{2} \frac{\beta}{D} J^2\right), \quad (25)$$

i.e. a Maxwellian distribution peaking at $J = (2D/\beta)^{1/2}$. In our case, β varies significantly with time, because the envelope mass varies strongly. We should therefore do not expect the distribution function to be a Maxwellian.

Before entering into more detailed calculations an estimate of the orders of magnitude to be expected can be made by making a quasi-stationary approximation to (20). The distribution F is then given approximately by (25). The typical angular momentum to be expected at the end of the mass loss, when the envelope mass left is $M_e \ll M_{e0}$ is then, with (21), (22):

$$J \approx \delta J (n k_e^2 M_e / M_{e0})^{1/2}, \quad (26)$$

where

$$n = (M_{e0} - M_e) / (\dot{M}_e \delta t) \quad (27)$$

is the number of kicks experienced. With (18):

$$J \approx \epsilon M_{e0} R_* v_e \left(\frac{M_e}{m n M_{e0}} \right)^{1/2}, \quad (28)$$

where $m = 2/(3k_e^2)$ for angular momentum loss at the photospheric value ($f = 1$ in 17). The expected rotation rate of the white dwarf, with gyration radius k_w , mass M_w and radius R_w is then $\Omega_w = J / (k_w^2 M_w R_w^2)$. Assuming a final envelope mass of $10^{-4} M_\odot$, initial envelope mass of $2 M_\odot$, and $M_w = 0.6 M_\odot$, this yields

$$\Omega_w \approx \epsilon 5 n^{-1/2} s^{-1}. \quad (29)$$

If shells are ejected every two years or so, we have $n \approx 10^4$. A rotation period of 1d is then obtained for $\epsilon \approx 10^{-3}$.

As long as it is not known how the relevant details of the ejection process take place, it is hard to argue whether an asymmetry of the order 10^{-3} is realistic or not, but a number as small as this would not seem too demanding. The reason why such small asymmetries are sufficient, even when their effect is further reduced by random superposition (the factor $n^{-1/2}$ in 28), is the very large lever arm on which the kicks act. A star on the AGB is so large compared with the final white dwarf that a very precisely axisymmetric mass loss would be needed to *avoid* introducing the small amount of angular momentum that is sufficient to produce white dwarfs with periods of a day.

5.1. Distribution of rotation rates resulting from random kicks

The coefficient β varies by a factor 10^4 as the envelope mass is reduced from its initial value to a representative post-AGB value of the order $10^{-4} M_\odot$. To take this into account, I solve Eq. (24) numerically. I use a second order, implicit time step and centered differences in the J -coordinate (Crank-Nicholson scheme).

As angular momentum coordinate I use the dimensionless variable j , defined by

$$J = j \epsilon M_{e0} R_* v_e (m n)^{-1/2}. \quad (30)$$

Let

$$g(j) = j^3 f(j) = dN/d \ln j \quad (31)$$

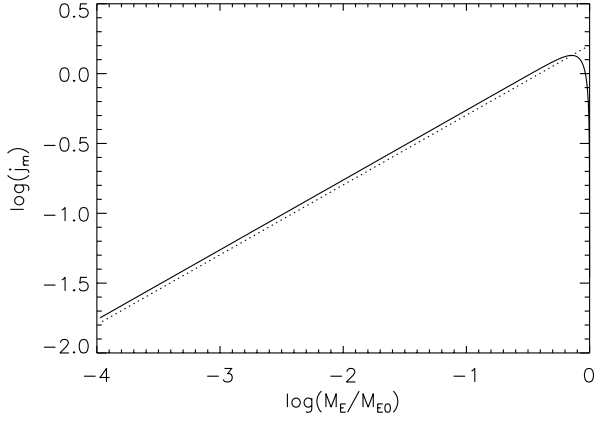


Fig. 2. The mean angular momentum j_m as a function of the remaining envelope mass M_e , for angular momentum induced by random non-axisymmetries in the superwind mass loss. Solid: solution of Eq. (33). Dotted: stationary approximation, Eq. (34). Evolution is from right to left

be the probability distribution per unit of $\ln j$, and for time coordinate use

$$\tau = -\ln(M_e/M_{e0}). \quad (32)$$

Then Eq. (24) can be written as

$$\partial_\tau g = j \partial_j [mg + e^{-\tau} j^2 \partial_j (g/j^3)]. \quad (33)$$

The integration is from $\tau = 0$ to $\tau_f = -\ln(M_{ef}/M_{e0})$, where M_{ef} is the envelope mass at which the mass loss ends. Apart from M_{ef} the only parameter in the problem is the angular momentum loss index $m = 2f/(3k_e^2)$ (cf. Eq. 17). The evolution for $m = 3.3$ is given in Fig. 2, which shows the mean j_m of the probability distribution $g(j, M_e)$ as a function of the remaining envelope mass.

If the evolution is sufficiently ‘slow’, one expects the solution to be close to the Maxwellian stationary solution, obtained by setting the square bracket in (33) equal to zero. This stationary distribution has mean dimensionless angular momentum

$$j_s = 2\sqrt{2/\pi}(M_e/M_{e0})^{1/2}, \quad (34)$$

and is shown for comparison in Fig. 2. The stationary approximation actually turns out to be quite good, except in the initial phase of the evolution. The white dwarf rotation rate corresponding to (34) is given by:

$$\Omega_w = \epsilon 2\sqrt{2/\pi} \frac{M_{e0}}{k_c^2 M_w} \frac{R_*}{R_w} \frac{v_e}{R_w} \left(\frac{M_e}{mnM_{e0}}\right)^{1/2}. \quad (35)$$

Thus, the predicted white dwarf rotation rate decreases as the square root of the mass remaining in the envelope at the time when mass loss ceases.

5.2. Comparison with observed distribution

By adjusting either the asymmetry parameter ϵ or the final envelope mass M_{ef} , the maximum of the distribution can be made to agree with the observations. This distribution is close to a

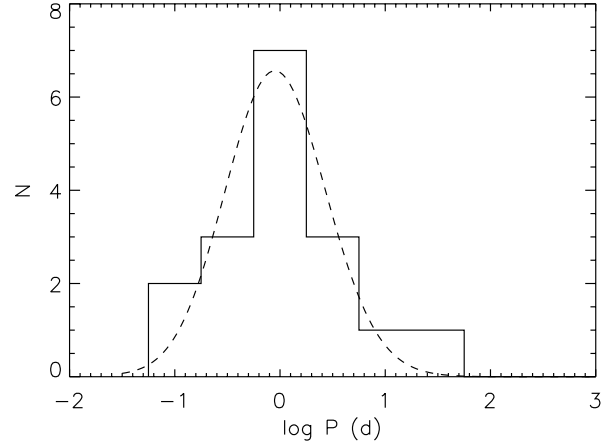


Fig. 3. Predicted distribution of rotation periods (solid) for asymmetry parameter $\epsilon = 10^{-3}$, and a log-normal spread in final envelope mass from $2 \cdot 10^{-5}$ to $5 \cdot 10^{-4} M_\odot$. Histogram: observed distribution from Fig. 1

Maxwellian, and its width is too narrow compared with the observations, which spread by a factor 20 or so. The factors influencing the mean rotation rate (35) most are the asymmetry parameter ϵ and the remaining envelope mass M_{e0} . Both might depend on systematic factors like the initial stellar mass. A random variable could be the phase in the thermal pulse cycle at which the superwind takes place, which is known to have an effect on the post-AGB evolution (Schönberner 1990, Vassiliadis & Wood 1993). Lacking a sufficiently detailed theory for the superwind, it is hard to guess how the asymmetry parameter might depend on such variables. Values of the remaining envelope mass, on the other hand, have been inferred for oscillating WD and post-AGB stars by comparisons with theoretical models. Clemens (1994) finds a hydrogen envelope masses of about $10^{-4} M_\odot$. In the helium (DB) white dwarfs and their possible progenitors the PG 1159 stars, only a helium envelope (with inferred masses of the order $10^{-3} M_\odot$, cf. Dehner & Kawaler 1995) is left. Blöcker & Schönberner determine a hydrogen envelope mass of $3 \cdot 10^{-4} M_\odot$ for FG Sge. It seems reasonable to assume that a certain spread in M_{ef} is present. This could be due, for example, to random variations in moment at which pulsation ceases. To fit the observed distribution with such a spread, I assume a log-normal distribution of the parameter M_{ef} , with peak at $\bar{M}_{ef} = 10^{-4} M_\odot$ and $(1/e)$ -width from $2 \cdot 10^{-5}$ to $5 \cdot 10^{-4}$. The asymmetry parameter is assumed to be $\epsilon = 10^{-3}$. The resulting period distribution is compared with the observations in Fig. 3. The agreement with the observations is not a test of the theory developed here (since both the width and the mean have been fitted), but comparison shows that a spread in envelope mass of a factor 5 on both sides of the mean is sufficient to explain the observed width.

5.3. Binarity and common envelope

Alternatives to the picture sketched may be envisaged, in which the rotating white dwarfs are in one way or another the result of binarity. The following is a brief discussion of such scenarios.

The observed periods, $0.1\text{d} < P < 10\text{d}$ are suggestive of the orbital periods of close binaries, as has been noted by Schmidt et al. (1986), who suggest the possibility that AM Her stars might be the progenitors of the rotating white dwarfs. Those must then have somehow lost their companions, perhaps through the mass transfer. Current understanding of the evolution of CVs does not favor this possibility, since it predicts that the secondaries can not transfer all of their mass within a Hubble time. This is because the angular momentum loss slows down dramatically once the secondary has been reduced to a small degenerate dwarf (e.g. Verbunt 1996, Kolb 1993).

A second possibility that suggests itself is that of a binary companion absorbed in a common envelope (CE) process. Two different outcomes of such a CE are possible. One is that the envelope is ejected, by the orbital energy released, before the secondary has spiraled in completely. In the other, the secondary spirals in completely and merges with the primary. The first case leaves a detached system (such as V471 Tau) which then evolves into a CV by magnetic braking. Theory and numerical simulations (for reviews see Taam 1995, Livio 1996) predict that this case happens if the secondary is massive enough and the density gradient in the inner parts of the giant are not too steep. If these conditions are not met, the secondary is predicted to dissolve completely, transferring all its mass to the giant envelope. A significant fraction of common envelope systems may actually experience this fate.

The high incidence of elongated or bipolar structures in planetary nebulae (PN) and objects believed to be in transit from an AGB star to a PN suggests that a large fraction of PN involve some form of common envelope evolution (e.g. Han et al. 1995). Detailed hydrodynamical simulations have been made to reproduce the morphology of these nebulae (Icke et al. 1992, Frank & Mellema 1994). The results show that in the initial phases of the radiation driven nebular expansion there must have been a thick disk-like structure inhibiting fast outflow in the plane of the disk, leaving a structure of two rapidly expanding lobes and a more slowly expanding ring. In the CE interpretation, the disk contains the mass ejected in the spiral-in process.

If the secondary is small, the energy released as it spirals in is insufficient to eject the entire envelope of the primary. The net effect in this case is that both the mass and the angular momentum of the secondary are added to the envelope of the primary. The envelope remaining on the primary after the CE would then contain a large amount of angular momentum, even if the companion absorbed is small. Would this suffice to produce a rotating white dwarf? If our basic assumption of approximately uniform rotation is valid, the answer is negative. This follows from the analysis of Sect. 4.1, where I have shown that even a maximally rotating AGB star leaves a core rotating with a period of at least 10 years.

This answer applies as long as there is still a significant amount of mass left in the envelope after the common envelope process ($0.1M_{\odot}$, say), and mass loss then continues like in normal AGB stars. If any significant amount of mass is left in the form of a convective envelope after the CE, the results from Sect. 4.1 predict that the result will be a very slowly rotating white dwarf.

The consequence of the above is that a rapidly rotating white dwarf by CE evolution is to be expected only if the final dissolution of the companion coincides rather precisely with the ejection of the last bits of envelope. Barring possible surprises concerning late phases of CE evolution, the details of which are not well known, this situation would appear to be a rare coincidence.

6. Discussion

In the standard view, the rotating single WD derive from the rotating cores of giants, which somehow avoided spinning down in the slowly rotating convective envelope. I argue, instead, that rotating cores in giants are an unattractive idea, especially if these cores are magnetic. Unless the magnetic WD acquired their fields *after* emerging from the envelope, the observed dipole moments are so large that a strong interaction with the slowly rotating convective envelope would be very hard to avoid.

I recall the classical demonstration (e.g. in Mestel 1953, 1961) that rather weak magnetic fields (magnetic energy a small fraction of the rotational energy) can already transmit enough torques to maintain corotation between core and envelope. Such a weak field could be inherited from the star formation process. In order to prevent these torques from acting, any magnetic field in the core would have to be very weak or very accurately shielded from the convective envelope. In addition, a differentially rotating, initially nonmagnetic core is unstable to the growth of a small scale dynamo magnetic field, initiated by a magnetic shear instability (Balbus & Hawley 1992). The conditions for existence of this instability in stars were studied in detail already by Acheson (1978) who showed, in particular, that thermal diffusion allows it to operate under a much wider range of conditions than in the adiabatic case.

The very weak differential rotation in the core of the Sun (e.g. Kosovichev et al. 1997), for which no good explanation has been put forward except magnetic torques, is strong evidence for the operation of magnetic effects. While the arguments given here do not constitute a proof, I feel they are sufficiently compelling that approximately uniform rotation is a reasonable hypothesis, and is at least as plausible as the traditional assumption, which implies a core rotating 10^4 – 10^5 times faster than the envelope for the entire duration of the RGB and AGB.

I have explored the consequences of the assumption of approximately uniform rotation for AGBs stars in the process of shedding their envelopes. If this mass loss is strictly axisymmetric, the remaining core rotates very slowly (period more than 10 years). This is just the consequence of angular momentum conservation: the wind takes away almost the entire envelope, but the specific angular momentum it carries away is that of the

stellar photosphere, which is larger than the average specific angular momentum of the envelope.

On the other hand, only small nonaxisymmetries in the mass loss process suffice to give the star enough ‘kick’ to explain the angular momentum of single white dwarfs. Such kicks could be associated with mass loss events at the pulsation period of the star or dust-formation episodes in the atmosphere. I have illustrated this with a calculation of the evolution of the probability distribution of the star’s angular momentum under the combined action of many small nonaxisymmetric kicks and the angular momentum loss in the wind. The degree of asymmetry required is found to be of the order 10^{-3} .

Present theories for AGB mass loss are not detailed enough to calculate such asymmetries, but observational indications for asymmetries exist. Interferometric images of red supergiants (α Sco, α Ori and α Her: Tuthill et al. 1997), speckle reconstructions (α Ori: Kluckers et al. 1997) and HST imaging (α Ori: Gilliland & Dupree, 1996) show pronounced ‘hot spots’ on their surfaces. Assuming that such nonuniform photospheric conditions persist during the superwind phase, one would expect them to also affect the dust formation that is thought to be essential for the driving of the wind. The required asymmetry is obtained if a few (5 say) such spots are present, and the wind locally generated above these spots is slightly non-radial by a few tenths of a degree. That the mass flow is indeed asymmetric already close to the stellar photosphere is shown by speckle imaging (IRC 10216: Osterbart et al. 1997), and especially by mm-wave interferometric images of the SiO maser emission. These show a highly clumpy and time dependent structure (Diamond et al. 1994, Humphreys et al. 1996, Pijpers et al. 1994). This maser emission occurs at a few stellar radii, which is also the region where the backreaction of the wind on the star (‘kick’) takes place. Though the SiO maser emission is very sensitive to small changes in the local physical conditions, models of the emission (Lockett & Elitzur 1992, Bujarrabal 1994) should give estimates of the degree of inhomogeneity in the physical conditions in the wind.

Measurement of deviations from radial flow in proper motion studies of the masing clumps in the wind should enable direct determination of the asymmetries relevant for the kick process described in this paper.

An issue mentioned here only briefly is the origin of the 5 or so very slowly rotating ($P \gtrsim 100$ yr) magnetic white dwarfs. A possible explanation is angular momentum loss in a radiation driven, but magnetized, wind during post-AGB evolution. This possibility will be further explored elsewhere.

The coupling between core and envelope proposed here would also imply that the cores of pre-supernovae on the giant branch are so slowly rotating that very slowly ($P \sim 1$ hr) rotating neutron stars would result even if angular momentum were conserved during core collapse. While these would not show up as pulsars, one would have to argue that none of the observed pulsars were formed in red giants, which feels like an unattractive idea. It turns out, however, that the kicks neutron stars receive at birth and which give them their high observed space motion, are strong enough to impart a significant rotation

as well. This idea is developed further in a separate paper (Spruit & Phinney, 1998).

Acknowledgements. The author thanks Sterl Phinney for many stimulating discussions, and for talking him out of binary scenarios for rotating white dwarfs. He thanks Martin Groenewegen for discussions on the phenomenology of mass loss of AGB stars, Stan Owocki for pointing out an error in original the calculations, and Frank Pijpers for detailed comments on an earlier version of the text.

References

- Acheson D.J., 1978, *Phil Trans. Roy. Soc. London A.*, 289, 459
 Acheson D.J., 1979, *Solar Phys.* 62, 23
 Balbus S., Hawley J.F., 1992, *ApJ* 376, 214
 Balbus S.A., Hawley J.F., 1994, *MNRAS* 266, 769
 Barvainis R., McIntosh G., Predmore C.R., 1987, *Nature* 329, 613
 Becker, R., 1978, *Theorie der Wärme*, Springer, Berlin, p.286
 Bergeron P., Fontaine G., Brassard P. et al. 1993, *A.J.* 106, 1987
 Blöcker T., Schönberner D., 1997, *A&A* 324, 991
 Brandenburg A., Nordlund Å., Stein R.F., Torkelsson U., 1995, *ApJ* 446, 741
 Bujarrabal V., 1994, *A&A* 285, 971
 Chaplin W.J., Elsworth, Y., Howe R. et al., 1996, *MNRAS* 280, 849
 Charbonneau P., MacGregor K.B., 1993, *ApJ* 430,387
 Clemens J.C., 1994, *PASP* 106, 1322
 Corbard T., Bertomieu G., Morel P. et al., *A&A* 324 298
 Dehner B.T., Kawaler S.D., 1995, *ApJ* 445, L141
 Diamond P.J., Kembal A.J., Junor W. et al., 1994, *ApJ* 430, L61
 Elsworth, Y., Howe R., Isaak G.R. et al., 1995, *Nature* 376,669
 Fleischer A.J., Gauger A., Sedlmayr E., 1992, *A&A* 266, 321
 Frank A., Mellema G., 1994, *ApJ* 430, 800
 Fricke K., 1969, *A&A* 1, 388
 Gilliland R.L., Dupree A.K., 1996, *ApJ* 463, L29
 Goldreich P. Nicholson P.D., 1989, *ApJ* 342, 1075
 Habing H.J., 1990, in *From Miras to Planetary Nebulae*, eds M.O. Menessier, A. Omont, Paris: Editions Frontières, p.19
 Han Z., Podsiadlowski P., Eggleton P., 1995, *MNRAS* 272, 800
 Hawley J.F., Gammie C.F., Balbus S.A., 1995 *ApJ* 440, 742
 Heber U., Napiwotzki R., Reid I.N., 1997, *A&A* 323, 819
 Höfner S., Dorfi E.A., 1997, *A&A* 319, 648
 Humphreys E.M., Gray M.D., Yates J.A., et al., 1996, *MNRAS* 282, 1259
 Icke V., Balick B., Frank A., 1992, *A&A* 253, 224
 Kato S., 1992, *PASJ* 44, L31
 Kawaler S.D., O’Brien M.S., Clemens J.C., 1995, *ApJ* 450,350
 Kembal A.J., Diamond P.J., 1997, *ApJ* 481 L111
 Kepler S.O., Giovannini O., Wood M.A. et al., 1995, *ApJ* 447, 874
 Kluckers, V.A., Edmunds M.G., Morris R.H. et al., 1997, *MNRAS* 284, 711
 Koester, D., Herrero, A., 1988, *ApJ* 332, 910
 Kolb U., 1993 *A&A* 271, 149
 Kosovichev A.G., Schou J., Scherrer P.H., et al., 1997, *SP* 170, 43
 Liebert J., 1995, in D.A.H. Buckley, B. Warner, eds., *Cape workshop on magnetic cataclysmic variables*, ASP conf. series 85, p59.
 Livio M., 1996, in *Evolutionary Processes in Binary Stars*, eds. R. Wijers, M.B. Davies, C.A. Tout (NATO ASI series C 477), Kluwer, Dordrecht, p.141
 Lockett P., Elitzur M., 1992, *ApJ* 399, 704
 Matsumoto R., Tajima T., 1995, *ApJ* 445, 767
 Mestel L., 1953, *MNRAS* 113, 716 (remark on p. 735)

- Mestel L., 1961, MNRAS 122, 473
- Nedoluha G.E., Watson W.D., 1994, ApJ 423, 394
- O'Brien M.S., Clemens J.C., Kawaler S.D. et al., 1996, ApJ 467, 397
- Osterbart R., Balega Y.Y., Weigelt G. et al., 1997, in Planetary Nebulae, ed. H. Habing, (IAU Symp 180), in press
- Perinotto M., 1990, in Angular momentum transport and mass loss from hot stars, eds. L.A. Willson, R. Stalio (NATA ASI C316), Kluwer Dordrecht, p.291
- Pfeiffer B., Vauclair G., Dolez N. et al., 1995, Baltic Astron. 4, 245
- Pijpers F.P., 1993, in Mass loss on the AGB and beyond, ed. H.E. Schwarz, (Proc 2nd ESO-CTIO workshop), ESO, Garching, p.26
- Pijpers F.P., Hearn A.G., 1989, A&A 209,198
- Pijpers F.P., Pardo J.R., Bujarrabal V., 1994, A&A 286, 501
- Press W.H., 1981, ApJ 245, 286
- Putney A., 1996, PASP 108, 638
- Reid, I.N., 1996, PASJ 111, 2000
- Sakurai Takeo, Kitayama O., Ma J., 1995, Geophys. Astrophys. Fluid Dyn. 79, 277
- Schatzman E., 1993, A&A 279, 431
- Schmidt G.D., Norsworthy J.E., 1991, ApJ 366, 270
- Schmidt G.D. & Smith P.S., 1995, ApJ 448, 305
- Schmidt G.D., West S.C., Liebert J. et al., 1986, ApJ 309, 218
- Sedlmayr E., Carsten D., 1995, Space Sci. Rev. 73, 211
- Schönberner D., 1990 in From Miras to Planetary Nebulae, eds. M.O. Menessier, A. Omont, Editions Frontières, p. 355
- Sion E.M., Fritz M.L., McMullin J.P. et al., 1988, AJ 96, 251
- Spruit H.C., 1987, in The internal solar angular velocity, eds. B.R. Durney, S. Sofia, Reidel, Dordrecht, p.185
- Spruit H.C., Phinney E.S., 1998, Nature, in press
- Spruit H.C., Knobloch E., Roxburgh I.W., 1983, Nature 304, 520
- Talon S., Zahn J.-P., 1998, A&A 329, 315
- Taam R.E., 1995, in J. van Paradijs et al., eds., Compact stars in binaries, (IAU Symp 165), Kluwer, Dordrecht p.3
- Tomczyk S., Schou J., Thompson M.J., 1996, Bull. Astron. Soc. India 24, 245
- Tuthill P.G., Haniff C.A., Baldwin J.E., 1997, MNRAS 285, 529
- Urpin V.A., 1996 MNRAS 280,149
- Vassiliadis E., Wood P.R., 1993, ApJ 413, 641
- Verbunt F., 1996, in Evolutionary Processes in Binary Stars, eds. R. Wijers, M.B. Davies, C.A. Tout (NATO ASI series C 477), Kluwer, Dordrecht, p. 201
- Wesemael F., Auer L.H., Van Horn H.M. et al., 1980, ApJS 43, 159
- Winget D.E., Nather R.E., Clemens J.C. et al., 1991, ApJ 378, 325
- Winget D.E., Nather R.E., Clemens J.C. et al., 1994, ApJ 430, 839
- Zahn J.-P., 1974, in Stellar Instability and Evolution, eds. P.Ledoux et al., Reidel, Dordrecht, p.185
- Zahn J.-P., 1990, in Inside the Sun, eds. G. Berthomieu, M. Cribier, Kluwer, Dordrecht, p.425
- Zahn, J.-P., Talon S., Matias J., 1997, A&A 322 320